

# colorsign

AUSTRALIAN MADE, QUALITY & ENDURANCE.  
*KEEPING AUSTRALIAN ROADS SAFE.*



SAFE TRANSPORT FOR SAFE ROADS



**AUSTRALIAN  
MANUFACTURER**




**QUALITY  
PRODUCTS**



**COLORSIGN  
ASSURE**



**LOCALLY MADE  
FAST TURN  
AROUND**



**BUILT TO  
AUSTRALIAN  
STANDARDS**

TRANSPORT SAFETY SIGNS CATALOGUE

For over 30 years, Colorcorp has been keeping the Australian trucking industry moving safely. Colorsign, our brand of regulatory truck signage, provides a wide variety of Australian made, premium quality & enduring safety signage for vehicles.

Our decals are mounted on either aluminium or zincanneal for easy installation. They are scratch & fade resistant to the general wear and tear of day to day trucking.



## SAFE TRANSPORT FOR SAFE ROADS



### AUSTRALIAN MANUFACTURER

We're proudly Australian made, which means we've got a lot to live up to. Our long service to the industry has let us build a reputation as a reliable supplier of quality signage. As a local, we're more accountable to our customers and responsive to their needs. We're also familiar with the environment and standards required, removing the risk that less knowledgeable outfits present.



### QUALITY PRODUCTS

Road signage is about safety, and good visibility can make all the difference. Don't take chances; you need durable, quality signage made by a proven team. We use only the best materials and manufacturing processes to produce the highest standards of signage demanded by Australian road conditions.



### COLORSIGN ASSURE

We're confident in the quality and durability of our signage and we offer a generous warranty to prove it. From installation, you'll get a 12 months money back guarantee that will ensure your complete satisfaction with the performance of your Colorsign product.



### LOCALLY MADE FOR A FAST TURN AROUND

Colorsign is an Australian local. Our Aussie team produces signage right here, making connecting with us easier and giving you the confidence that the job will get done. This also means the assessment and ordering process is faster, ensuring you'll get what you need, when you need it.



### SUSTAINABILITY

As a globally responsible business, we're dedicated to achieving the highest environmental and sustainability standards in everything we do. We're accredited under the internationally recognised ecovadis system and are compliant with the relevant standards in environmental management systems.



### BUILT TO AUSTRALIAN STANDARDS

Australia's tough road conditions needs tough signage to survive it. As a safety requirement, it also needs to conform to stringent rules and regulations. Our local knowledge means we understand exactly what's needed and we've built our products to match. Ensure long road trips under a beating sun or pouring rain are driven under the safest circumstances, with an experienced local signage partner.

#### ISO STANDARDS:

ISO 9001:2015 –  
Quality management system  
ISO 45001:2018 – WHS  
management system  
ISO 14001:2015 – Environment  
management system

#### LEGAL REQUIREMENTS FOR NATIONAL HEAVY VEHICLE REGULATIONS:

VSB12 – Rear Marking Plates  
VSG19 – Vehicle Warning Signs  
OSOM – Oversize Overmass  
Vehicles

#### AUSTRALIAN STANDARDS:

AS 1744:2015 – Standard alphabets  
for road signs  
AS 1906.1.2017 – Retroreflective  
materials & devices for road traffic  
purposes Retroreflective sheeting  
AS 4001.1:2017 – Reflective rear  
marker plates. Classification and  
manufacturing requirements  
AS 1216 – 2006 – Class Labels for  
dangerous goods.





# CONTENTS

Rear Markers	8-9
Over Dimensional	10-11
Over Dimensional Hinged	12
WA Signs	13-15
Sign Holders	16
General Signs	17
Dangerous Goods Labels	18-19
Over Dimensional & Safety	20
Day & Night Safety	21
Bus Signage	22-23
Hazchems	24
Safety Products	25
About Colorcorp	26
Colorcorp Fleet Graphics	27
Rear Marker Installation Instructions	28-31



We are 100% committed to providing Australian made, premium & enduring signs. Designed with an emphasis on quality, sustainability and adherence to Australian industry standards. Our signs are built to withstand the harsh Australian climate, and first & foremost, with a priority of Australian road safety.



colorsign







# Rear Markers – Class 400 (VSB12)

## Category 34A Plate



DO NOT OVERTAKE  
TURNING VEHICLE - LEFT  
300 x 400mm

Decal : **CIXT028/D**  
Aluminium : **CIXT028/A**  
(May be paired with CIXT027)

## Category 34B Plate



DO NOT OVERTAKE  
TURNING VEHICLE - RIGHT  
300 x 400mm

Decal : **CIXT028/DR**  
Aluminium : **CIXT028/AR**

## Category 33 Plates



REAR MARKER - LEFT or RIGHT  
300 x 300mm

*(N.B. Sold individually, this is not a set)*

Decal : **CIXT027/D**  
Aluminium : **CIXT027/A**

## Category 615A & 615B

615A



615B



2 Piece @ 600 x 150mm

Decal : **CIXT034/D**  
Aluminium : **CIXT034/A**

## Category 81 A & 81B

81A



81B



2 Piece @ 800 x 100mm

Decal : **CIXT038/D2**  
Aluminium : **CIXT038/A2**

## Category 41A & 41B

41A



41B



2 Piece @ 400 x 100mm

Decal : **CIXT038/D2S**  
Aluminium : **CIXT038/A2S**

## Category 81C



81C

800 x 100mm

Decal : **CIXT038/D3MID**  
Aluminium : **CIXT038/A3MID**

## Category 161



1600 x 100mm

Decal : **CIXT038/D1**  
Aluminium : **CIXT038/A1**

## Category 31L Plate

**DO NOT OVERTAKE  
TURNING VEHICLE**

DO NOT OVERTAKE TURNING  
VEHICLE - LEFT USE ONLY  
300 x 100mm

Decal : **CIXT037/D**  
Aluminium : **CIXT037/A**

## Category 33L Plate

**DO NOT  
OVERTAKE  
TURNING  
VEHICLE**

DO NOT OVERTAKE TURNING  
VEHICLE - LEFT USE ONLY  
300 x 300mm

Decal : **CIXT026/D**  
Aluminium : **CIXT026/A**



# Rear Marker Installation Instructions

## Plate selection and Combination - VSB12:

1. Vehicles or combinations with a combined length of 7.5m or more **must be** fitted with “**DO NOT OVERTAKE TURNING VEHICLE**” signage. If less than 7.5m do not fit “**DNOTV**” signage.

**2. If space permits on the rear of the vehicle:**

- Use Category 33 and 34 plates as first choice.
- Use additional strip plates if possible for added visibility.

**3. If Category 33 plates are selected:**

- Use them in correct configuration with either 31L or 33L plates.
- Use additional strip plates if possible for added visibility.

**4. If Category 34 plates are selected:**

- Use a 33 plate on the right hand with a 34A plate on the left, or use 34 plates on both sides.
- Use additional strip plates if possible for added visibility.
- Category 34 plates cannot be used on a vehicle/combination that is less than 7.5m in length.

**5. If rear of the vehicle cannot support Category 33 and 34 plates:**

- Use the Category 161 strip plate as space permits.
- Use them in conjunction with either 31L or 33L plates if required.

**6. If a single 161 plate cannot be used:**

- Use the correct combination of 81 and 41 plates.
- Use these in conjunction with 31L and 33L plates.

**7. If vehicle is a prime mover, lead semitrailer or converter dolly:**

- Use 615 plates only.
- Use in conjunction with 31L and 33L plates if required.

**Refer to Pages 28-31 for Installation Diagrams.**

# Over Dimensional

## ▼ Oversize



1200 x 450mm

Decal : **CIXT007/D**

Metal : **CIXT007/M**

Aluminium : **CIXT007/A**

Magnetic Rubber : **CIXT007/MAG**

## ▼ Oversize



VINYL BANNER

1200 x 450mm

Banner : **CIXT007/RB**

2 Piece Banner : **CIXT008/RB**

## ▼ Oversize



1200 x 450mm

Plastic : **CIXT007/P**

## ▼ Oversize - 2 Piece



LEFT & RIGHT

2x 600 x 450mm

Decal : **CIXT008/D**

Metal : **CIXT008/M**

Aluminium : **CIXT008/A**

Magnetic Rubber : **CIXT008/MAG**

## ▼ Pilot Sign - Single Sided



SINGLE SIDED

1200 x 600mm

Metal : **CIXT019/M**

Aluminium : **CIXT019/A**

## ▼ Pilot Sign - Double Sided



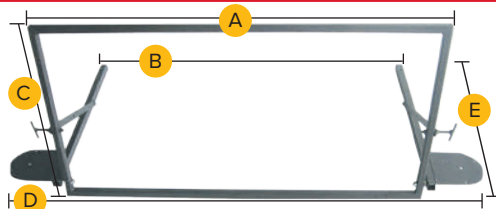
DOUBLE SIDED

1200 x 600mm

Metal : **CIXT020/M**

Aluminium : **CIXT020/A**

## ▼ Pilot Vehicle Oversize Load Ahead Frame



CIXT020/F

A : **1200mm**


B : **1285mm**

C : **610mm**

D : **1640mm**

E : **680mm**

## ▼ Vinyl Sign Covers - Set of 2



Road Train : Also fits 2 Piece Long Vehicle - **2 @ 510 x 250mm**

: **CIXT-V/COVER-RT-BK** (Black)

: **CIXT-V/COVER-RT-GY** (Grey/Silver)

: **CIXT-V/COVER-RT-RD** (Red)

: **CIXT-V/COVER-RT-YL** (Yellow)

: **CIXT-V/COVER-RT-WH** (White)

: **CIXT-V/COVER-RT-BLU** (Blue)

: **CIXT-V/COVER-WS-S**

Oversize : **CIXT-V/COVER-OS-BK** - **2 @ 600 x 450mm**



# Over Dimensional

## Road Train - 1 Piece



1020 x 250mm

Decal : **CIXT004/D**

Metal : **CIXT004/M**

Aluminium : **CIXT004/A**

Magnetic Rubber : **CIXT004/MAG**

## Road Train - 2 Piece



EACH PIECE - 510 x 250mm

Decal : **CIXT005/D**

Metal : **CIXT005/M**

Aluminium : **CIXT005/A**

Magnetic Rubber : **CIXT005/MAG**

## Road Train



VINYL BANNER

1020 x 250mm

Banner : **CIXT005/RB**

## Triple Road Train



VINYL BANNER

1020 x 250mm

Banner : **CIXT012/RB**

MADE TO ORDER

## Long Vehicle - 1 Piece



1020 x 250mm

Decal : **CIXT009/D**

Metal : **CIXT009/M**

Aluminium : **CIXT009/A**

Magnetic Rubber : **CIXT009/MAG**

## Long Vehicle



VINYL BANNER

1020 x 250mm

Banner : **CIXT009/RB**

## Long Vehicle - 2 Piece



LEFT PIECE - 405 x 250mm

RIGHT PIECE - 615 x 250mm

Decal : **CIXT009/2D**

Metal : **CIXT009/2M**

Aluminium : **CIXT009/2A**

Magnetic Rubber : **CIXT009/2MAG**

## Long Vehicle - 2 Piece (Equal Lengths)



EACH PIECE - 510 x 250mm

Decal : **CIXT009/2ED**

Metal : **CIXT009/2EM**

Aluminium : **CIXT009/2EA**

Magnetic Rubber : **CIXT009/2EMAG**

# Over Dimensional Hinged

## ▮ Oversize Hinged



1200 x 450mm

Metal : **CIXT007/HM**

Aluminium : **CIXT007/HA**

## ▮ Oversize Hinged - 2 Piece



EACH PIECE - 600 x 450mm

Metal : **CIXT008/HM**

Aluminium : **CIXT008/HA**

## ▮ Road Train Hinged - 1 Piece



1020 x 250mm

Metal : **CIXT004/HM**

Aluminium : **CIXT004/HA**

## ▮ Road Train Hinged - 2 Piece



EACH PIECE - 510 x 250mm

Metal : **CIXT005/HM**

Aluminium : **CIXT005/HA**

## ▮ Long Vehicle Hinged - 1 Piece



1020 x 250mm

Metal : **CIXT009/HM**

Aluminium : **CIXT009/HA**

## ▮ Long Vehicle Hinged - 2 Piece



LEFT PIECE - 405 x 250mm

RIGHT PIECE - 615 x 250mm

Metal : **CIXT009/2HM**

Aluminium : **CIXT009/2HA**

## ▮ Long Vehicle Hinged - 2 Piece (Equal)



EACH PIECE - 510 x 250mm

Metal : **CIXT009/2EHM**

Aluminium : **CIXT009/2EHA**

## ▮ Long Vehicle & Road Train Triple Hinged - 1 Piece



1020 x 250mm

Metal : **CIXT011/THM**

## ▮ Long Vehicle & Road Train Triple Hinged - 2 Piece



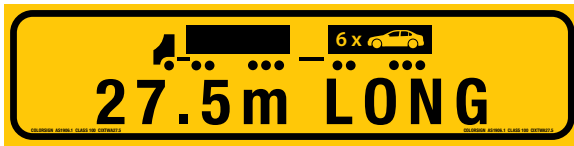
EACH PIECE - 510 x 250mm

Metal : **CIXT010/THM**



# WA Road Train & B-Double

## 27.5m Long Road Train Warning Sign - One Piece



1020 x 250mm

Aluminium : **CIXTWA27.5/A**

## 27.5m Long Road Train Warning Sign - Two Piece



EACH PIECE - 510 x 250mm

Aluminium : **CIXTWA27.5 2PC/A**

## 36.5m Long Road Train Warning Sign - One Piece



1020 x 250mm

Aluminium : **CIXTWA36.5/A**

## 36.5m Long Road Train Warning Sign - Two Piece



EACH PIECE - 510 x 250mm

Aluminium : **CIXTWA36.5/A 2PC**

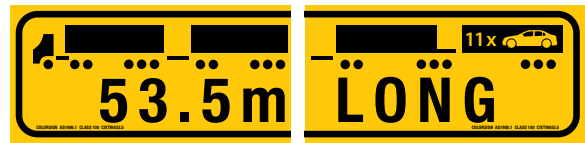
## 53.5m Long Road Train Warning Sign - One Piece



1020 x 250mm

Aluminium : **CIXTWA53.5/A**

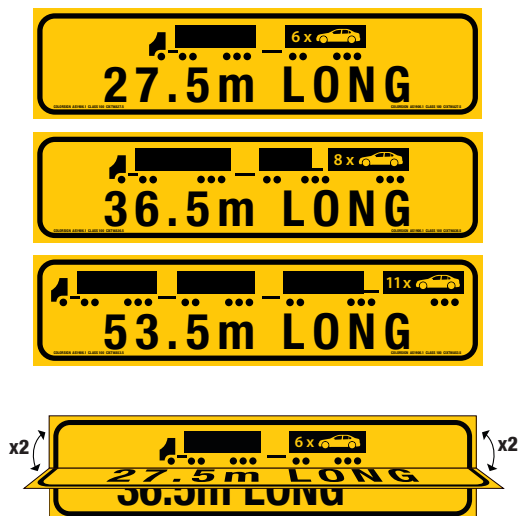
## 53.5m Long Road Train Warning Sign - Two Piece



EACH PIECE - 510 x 250mm

Aluminium : **CIXTWA53.5/A 2PC**

## Quad Hinged Combination Warning Signs - One Piece



1020 x 250mm

Metal : **CIXTWA-QUAD-HM**

## Quad Hinged Combination Warning Signs - Two Piece



EACH PIECE - 510 x 250mm

Metal : **CIXTWA-QUAD-HM 2PC**

# WA Rigid Truck & Trailer Combinations Signs

## 25m Long Road Train Warning Sign - One Piece



1020 x 250mm

Aluminium : **CIXTWA25/A**

## 25m Long Road Train Warning Sign - Two Piece



EACH PIECE - 510 x 250mm

Aluminium : **CIXTWA25 2PC/A**

# WA Oversize Road Train & B-Double Signs

## Oversize Warning Sign - One Piece



1020 x 250mm

Aluminium : **CIXT007/AWA**

## Oversize Warning Sign - Two Piece



EACH PIECE - 510 x 250mm

Aluminium : **CIXT008/AWA**


## 36.5m Long Road Train Warning Sign - One Piece



1020 x 250mm

Aluminium : **CIXTWA36.5/A**

## 36.5m Long Road Train Warning Sign - Two Piece



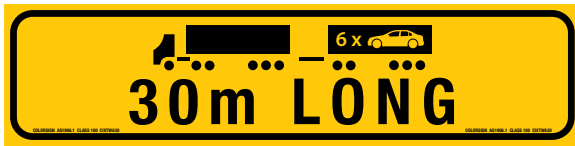
EACH PIECE - 510 x 250mm

Aluminium : **CIXTWA36.5/A 2PC**



# WA PBS Vehicle Signs

## 30m Long Road Train Warning Sign - One Piece



1020 x 250mm

Aluminium : **CIXTWA30/A**

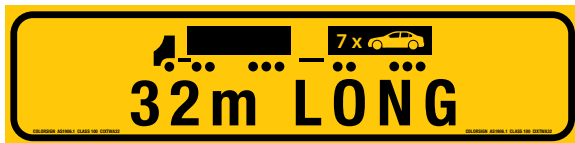
## 30m Long Road Train Warning Sign - Two Piece



EACH PIECE - 510 x 250mm

Aluminium : **CIXTWA30/A 2PC**

## 32m Long Road Train Warning Sign - One Piece



1020 x 250mm

Aluminium : **CIXTWA32/A**

## 32m Long Road Train Warning Sign - Two Piece



EACH PIECE - 510 x 250mm

Aluminium : **CIXTWA32/A 2PC**

## 42m Long Road Train Warning Sign - One Piece



1020 x 250mm

Aluminium : **CIXTWA42/A**

## 42m Long Road Train Warning Sign - Two Piece



EACH PIECE - 510 x 250mm

Aluminium : **CIXTWA42 2PC/A**

## Caution Take Care When Overtaking Sign - One Piece



1000 x 833mm

Aluminium : **CIXTWACAUTION/A**

# Sign Holders

## Long Vehicle / Road Train - 1 Piece



METAL HOLDER  
1020 x 250mm : **CIXT179**

## Long Vehicle / Road Train - 2 Piece



METAL HOLDERS  
2x 510 x 250mm : **CIXT186**  
2x 510 x 250mm : **CIXT186/SIDE**

## Oversize - 1 Piece



METAL HOLDER  
1200 x 450mm : **CIXT174**

## Oversize - 2 Piece



METAL HOLDERS  
2 x 600 x 450mm : **CIXT184**

## Hinged Sign Lock Pin



LOCK PINS SOLD SEPARATELY  
**CIXT-TOGGLE**

## Long Vehicle - 2 Piece



METAL HOLDERS  
405 x 250mm & 615 x 250mm : **CIXT185**

## Diamond



METAL HOLDER  
250 x 250mm : **CIXT167**  
250 x 250mm with Holes : **CIXT173**

## Hazchem



METAL HOLDER  
800 x 600mm : **CIXT169**

# General Signs

## Speed Limited



680 x 80mm

Decal : **CIXT035/D**

Metal : **CIXT035/M**

## Speed Limited



250 x 250mm

Decal : **CIXT036/D**

Metal : **CIXT036/M**

## Slow Vehicle



1020 x 250mm

Decal : **CIXT014/D**

Metal : **CIXT014/M**

## If You Can't See My Mirrors



300 x 170mm

Decal : **CIXT015/D**

Metal : **CIXT015/M**

## Driver Under Instruction



600 x 450mm

Decal : **CIXT205/D**

Metal : **CIXT205/M**

Banner : **CIXT205/RB**

## Caution Left Hand Drive



390 x 290mm

Decal : **CIXT206/D**

Metal : **CIXT206/M**

## Caution Vehicle Under Tow



VINYL BANNER

1200 x 450mm

Banner : **CIXT229/RB**



# Dangerous Goods Labels

## Explosive



### CLASS 1

250 x 250mm

Decal : **CIXT060/D**

Metal : **CIXT060/M**

PVC : **CIXT060/P**

## Explosive 1.4



### CLASS 1

250 x 250mm

Decal : **CIXT061/D**

Metal : **CIXT061/M**

PVC : **CIXT061/P**

## Explosive 1.5



### CLASS 1

250 x 250mm

Decal : **CIXT062/D**

Metal : **CIXT062/M**

PVC : **CIXT062/P**

## Explosive 1.6



### CLASS 1

250 x 250mm

Decal : **CIXT063/D**

Metal : **CIXT063/M**

PVC : **CIXT063/P**

## Flammable Gas



### CLASS 2

250 x 250mm

Decal : **CIXT064/D**

Metal : **CIXT064/M**

PVC : **CIXT064/P**

## Explosive 1.5



### CLASS 2

250 x 250mm

Decal : **CIXT066/D**

Metal : **CIXT066/M**

PVC : **CIXT066/P**

## Oxidizing Gas



### CLASS 2

250 x 250mm

Decal : **CIXT067/D**

Metal : **CIXT067/M**

PVC : **CIXT067/P**

## Toxic Gas



### CLASS 2

250 x 250mm

Decal : **CIXT068/D**

Metal : **CIXT068/M**

PVC : **CIXT068/P**

## Flammable Liquid



### CLASS 3

250 x 250mm

Decal : **CIXT070/D**

Metal : **CIXT070/M**

PVC : **CIXT070/P**

## Flammable Solid



### CLASS 4

250 x 250mm

Decal : **CIXT072/D**

Metal : **CIXT072/M**

PVC : **CIXT072/P**

## Spontaneously Combust.



### CLASS 4

250 x 250mm

Decal : **CIXT074/D**

Metal : **CIXT074/M**

PVC : **CIXT074/P**

## Dangerous When Wet



### CLASS 4

250 x 250mm

Decal : **CIXT076/D**

Metal : **CIXT076/M**

PVC : **CIXT076/P**

# Dangerous Goods Labels

## Oxidizing Agent



**CLASS 5**  
250 x 250mm

Decal : **CIXT078/D**  
Metal : **CIXT078/M**  
PVC : **CIXT078/P**

## Organic Peroxide



**CLASS 5**  
250 x 250mm

Decal : **CIXT080/D**  
Metal : **CIXT080/M**  
PVC : **CIXT080/P**

## Toxic



**CLASS 6**  
250 x 250mm

Decal : **CIXT082/D**  
Metal : **CIXT082/M**  
PVC : **CIXT082/P**

## Infectious Substance



**CLASS 6**  
250 x 250mm

Decal : **CIXT085/D**  
Metal : **CIXT085/M**  
PVC : **CIXT085/P**

## Radioactive



**CLASS 7**  
250 x 250mm

Decal : **CIXT091/D**  
Metal : **CIXT091/M**  
PVC : **CIXT091/P**

## Corrosive



**CLASS 8**  
250 x 250mm

Decal : **CIXT092/D**  
Metal : **CIXT092/M**  
PVC : **CIXT092/P**

## Dang. Goods



**MIXED CLASS**  
250 x 250mm

Decal : **CIXT094/D**  
Metal : **CIXT094/M**  
PVC : **CIXT094/P**

## Misc. Dang. Goods



**CLASS 9**  
250 x 250mm

Decal : **CIXT096/D**  
Metal : **CIXT096/M**  
PVC : **CIXT096/P**

## Marine Pollutant



250 x 250mm

Decal : **CIXT097/D**  
Metal : **CIXT097/M**  
PVC : **CIXT097/P**

## Elevated Temp.



250 x 250mm

Decal : **CIXT098/D**  
Metal : **CIXT098/M**  
PVC : **CIXT098/P**

## Diamond Book



FLIP OVER  
VEHICLE PLACARDS  
Placecard : **CIXT058/B**  
Single Clip : **CIXT058/C**



## Procedures Folders



Perspex : **CIXT170**  
Vinyl : **CIXT171**  
EPG Pocket Holder with a Vehicle Fire Card

# Over Dimensional & Safety

## Mesh Warning Flag



450 x 450mm

Flag : **CIXT114**

Poled Flag : **CIXT114/P**

Roped Flag : **CIXT114/R**

## Mesh Warning Flag Kit (4 Flags in a Bag)



450 x 450mm

Flags : **CIXT114/K**

Single Flag with Bungy Strap : **CIXT114/BS**

## Delineator



300 x 300mm

Class 1 : **CIXT024/M**

Class 2 : **CIXT025/M**

450 x 450mm

Class 2 : **CIXT023/M**

## Nylon Warning Flag



450 x 450mm

Flag : **CIXT115**

Poled Flag : **CIXT115/P**

Roped Flag : **CIXT115/R**



# Day & Night Safety

## 3M Scotchlite - Conspicuity Tape

*Powerful Protection Against Collisions*



Studies show that conspicuity markings reduce the probability of serious accidents. Drivers rely on what they can see and vehicles marked with reflective sheeting provide better visual information for faster, more accurate visual marking by drivers.

**Brightness** - Six times brighter than conventional sheeting and it maintains its superior conspicuity with a bright white appearance during the day and high reflectivity at night.

**Outlines** - Helps identify vehicle size and type.

**Durability** - Resists weather, dirt and ageing.

### Red & White Tape



Roll Length: 45.7m  
Order Per Metre

50mm Wide : **CIXT132/D**  
90mm Wide : **CIXT134/D**

### Black & Yellow Tape



Roll Length: 45.7m  
Order Per Metre

50mm Wide : **CIXT137/D**  
90mm Wide : **CIXT135/D**

### Red & Yellow Tape



Roll Length: 3m  
Order Per 3m

100mm Wide : **CIXT146/DR (Right)**  
100mm Wide : **CIXT146/DL (Left)**

### Conspicuity Tape



Order Per Metre

55mm Wide : **CIXT141/D (Red – 50m roll)**  
55mm Wide : **CIXT143/D (White – 50m roll)**  
55mm Wide : **CIXT144/D (Yellow – 45.7m roll)**  
50mm Wide : **CIXT148/D (Lime Green – 45.7m roll)**


### Red & White Conspicuity Tape



Roll Length: 45.7m  
Order Per Metre

50mm Wide : **CIXT130/D**

### Breakdown Warning Kit



**CIXT164**

3 Compact Reflective Triangles, supplied in a reusable high impact moulded plastic box. Easy to erect Triangles that unfold from a weighted base equipped with non-slip pads.

# Bus Signage

## Give Way To Buses



370 x 360mm

Decal : **CIXT136/D**  
Metal : **CIXT136/M**

## Warning Children



400 x 250mm

Decal : **CIXT121/D**

## School Bus

**SCHOOL BUS**

750 x 150mm

Decal : **CIXT120/D**

## When Lights Flash

**WHEN LIGHTS FLASH**

950 x 120mm

Decal : **CIXT129/D-WB**

## Emergency Exit

**EMERGENCY EXIT**

**EMERGENCY EXIT**

630 x 65mm

White on Red Decal : **CIXT139/D-R**  
Red on White Decal : **CIXT139/D-W**

## Emergency Exit

**EMERGENCY EXIT**

550 x 70mm

Red on White Reflective Decal : **CIXT402/D**

## Emergency Exit

**EMERGENCY EXIT**

275 x 40mm

Red on Lumitac Decal : **CIXT405/D**

## Kick Out Panel

**IN CASE OF  
EMERGENCY  
KICK OUT  
PANEL**

150 x 80mm

Red on Lumitac Decal : **CIXT417/D**

# Bus Signage

## Emergency Break Glass



110 x 125mm

White on Red Decal : **CIXT125/D-R**  
Red on White Decal : **CIXT125/D-W**

## Emergency Break Glass



110 x 125mm

White on Red Decal : **CIXT126/D-R**  
Red on White Decal : **CIXT126/D-W**

## Emergency Break Glass



165 x 135mm

Red on White Reflective Decal : **CIXT403/D**

## Emergency Break Glass



165 x 135mm

Red on Luminac Decal : **CIXT416/D**

## Emergency Break Glass



125 x 85mm

Red on White Reflective Decal :  
**CIXT408/D**

## Emergency Hammer



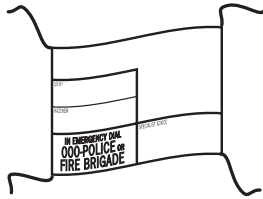
Emergency Hammer & Bracket

Regular Hammer : **CIXT110**  
Hammer with Belt Cutter : **CIXT110/C**



# Hazchems

## Emergency Info Panel - Banner



VINYL BANNER  
800 x 600mm

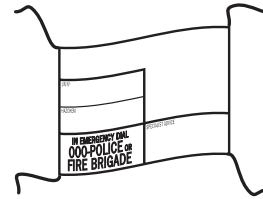
Banner : **CIXT048/B**

(Clear pockets opening on right, Eyelets & Ropes)

Banner : **CIXT048/B2**

(Eyelets & Ropes)

## Emergency Info Panel - Banner



VINYL BANNER  
800 x 600mm

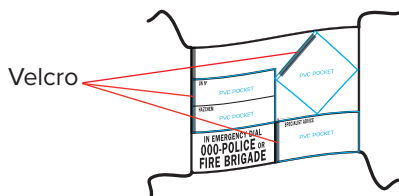
Banner : **CIXT048/BR**

(Clear pockets opening on Left, Eyelets & Ropes)

Banner : **CIXT048/BR**

(Eyelets & Ropes)

## Emergency Info Panel - Velco Banner (L)

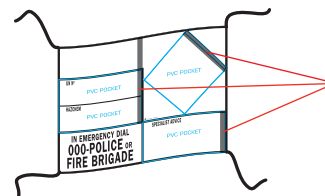


VINYL BANNER (Left Hand Insert)  
800 x 600mm

Banner : **CIXT048/BLV**

(Clear pockets with Velcro, Eyelets & Ropes)

## Emergency Info Panel - Velco Banner (R)

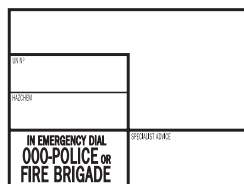


VINYL BANNER (Right Hand Insert)  
800 x 600mm

Banner : **CIXT048/BRV**

(Clear pockets with Velcro, Eyelets & Ropes)

## Emergency Info Panel - Blank



800 x 600mm

Decal : **CIXT039/D**

## Emergency Info Panel - Custom Printed



800 x 600mm

Decal : **CIXT045/D**

Metal : **CIXT045/M**

Printed with requested Hazchem details  
& Specialist Advice (image is sample only)

# Safety Products

## Protective Equipment Kit

CIXT160

- Polycarbonate full face shield
- Polyurethane coated tyvek 1 piece coveralls
- PVC Gauntlet type gloves
- 500mL sterile saline eyewash
- Tyvek overboots
- Intrinsically Safety Torch
- Yellow PVC bag



## Flammable Liquid Protective Equipment



CIXT159

- PVC Gauntlet type gloves 14 inch
- 500mL sterile saline eyewash
- Splash proof safety goggles
- Intrinsically Safety Torch
- Yellow PVC bag

## Spill Response Kit



30 LITRE & 50 LITRE CAB KITS

30 Litre : **CIXT152/30**

50 Litre : **CIXT152/50**

Bag : **CIXT152/30B**

## Safety LED Torch



CIXT161/LED

## Saline Eye Wash Solution 500ml



CIXT176

## Eye Wash Bracket



CIXT350



## About Colorcorp

Colorcorp is a proud Australian signage manufacturer, from our headquarters in Brisbane, our reach is Australia wide, from metro locations to remote and regional areas. For over 40 years we have produced signage in all forms for prominent projects and campaigns across Australia.

Our project management and installation team can ensure that we can deliver national consistency for our customers on all our national branding projects with total control over the full process. With over 450 years of combined industry experience, you can be assured we can solve any problem you throw at us.

### CAPABILITIES

- Signage
- Retail and POS Display
- Corporate and Retail Signage
- Fleet branding
- Event Signage
- Architectural and interior design





# Colorcorp Fleet Graphics

## Colorcorp's Fleet Branding Solutions

Investing in fleet branding is a cost-effective way to boost brand recognition. Branded fleet can generate tens of thousands of impressions daily, turning your fleet into effective marketing tools. From eye-catching logos to full-coverage wraps, our branding solutions enhance your visibility and reinforce your corporate identity.

Whether you're a new business seeking to make an impact or an established company rebranding for growth, our solutions can help you stand out in a competitive landscape.

## Why Choose Colorcorp for Your Branding Needs?

Simplify the process: with a dedicated project manager, you'll have a single point of contact to oversee all aspects of your fleet branding, ensuring you stay informed and aligned with your project goals.

Comprehensive Services: We offer the widest range of fleet branding services across Australia, ensuring consistency in fleet wraps, graphics, and signage, no matter where your business operates.

Expert Installers: Our nationwide network of skilled installers ensures high-quality execution while minimizing your fleet's downtime.

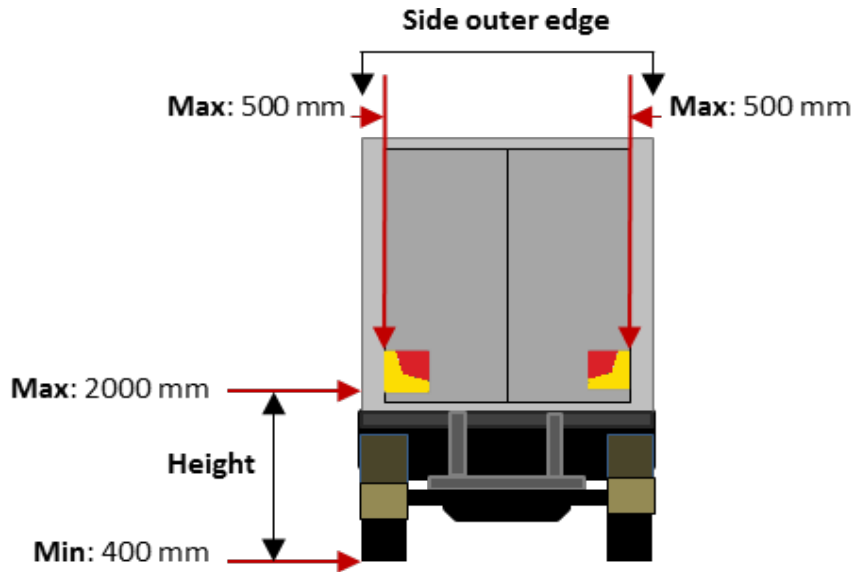
## Flexible Reselling Options

When it comes time to sell, removing a wrap is easier and less costly than repainting. This flexibility allows you to protect your vehicle's original colors while maintaining its value.



# Rear Marker Installation Instructions

Figure 1. Positioning dimensions



## REMEMBER

- Only use rear marking plates made with approved retroreflective material.
- Keep the plates clean and in good condition.
- Plates must not be obscured by the other parts of the vehicle, load or tarpaulins.
- For more detailed information refer to: **VSBI2 National Code of Practice Rear Marking Plates**


## Cutting:

Cutting or making holes (for example by drilling or punching) is not permitted. Strip plates may be cut in order for them to be fitted to the vehicle.

## Recommended:

Avoid cutting strip plates to suit a restricted space or to span fixed and moveable sections of the vehicle. If cutting is unavoidable, only remove a strip of material not wider than 10mm, and fit so that overall dimensions of the plates are maintained, as per below.

Figure 2. Cutting



# Rear Marker Installation Instructions

Figure 3. Road tank vehicle with Category 33 plates

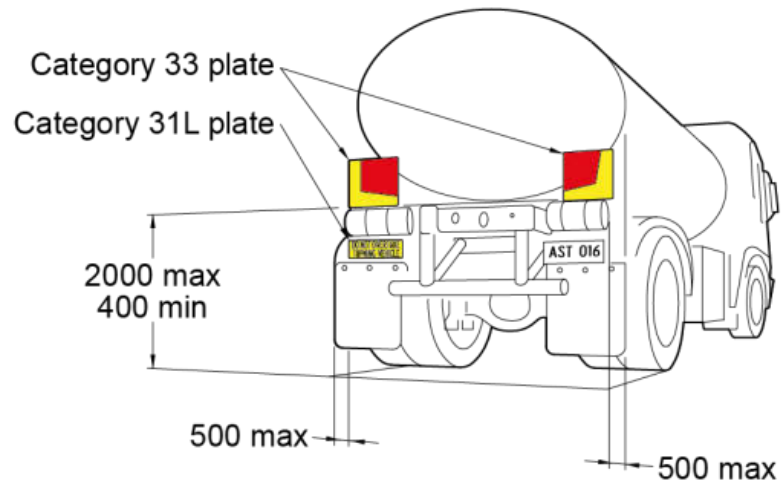
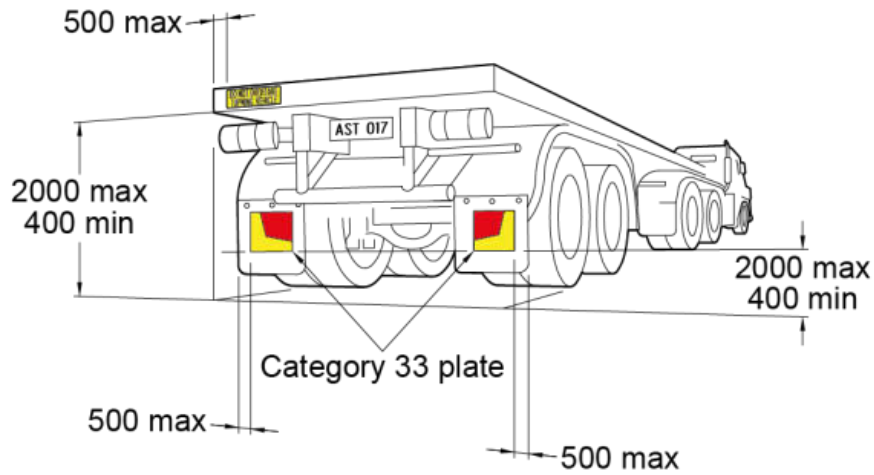


Figure 4. Semitrailer/flat deck vehicle with Category 33 and 31L plates



# Rear Marker Installation Instructions

Figure 5. Omnibus with Category 34A and 33 plates

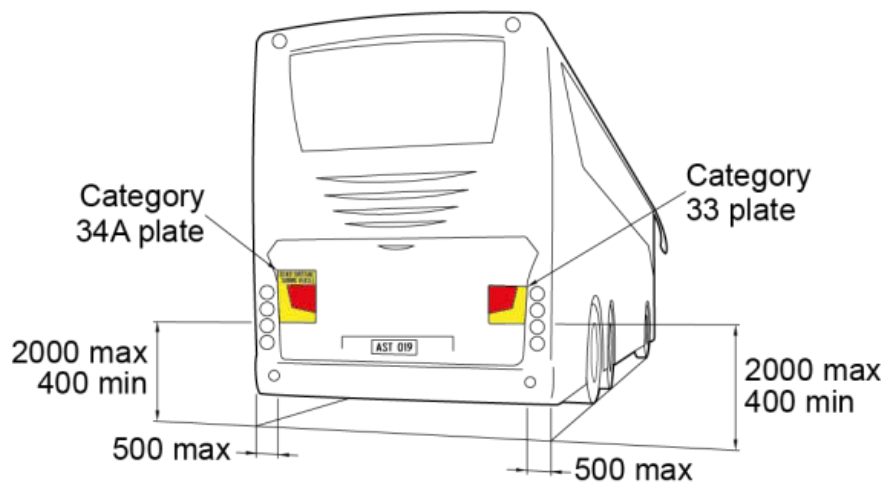


Figure 6. Rigid truck with Category 34A and 33 plates

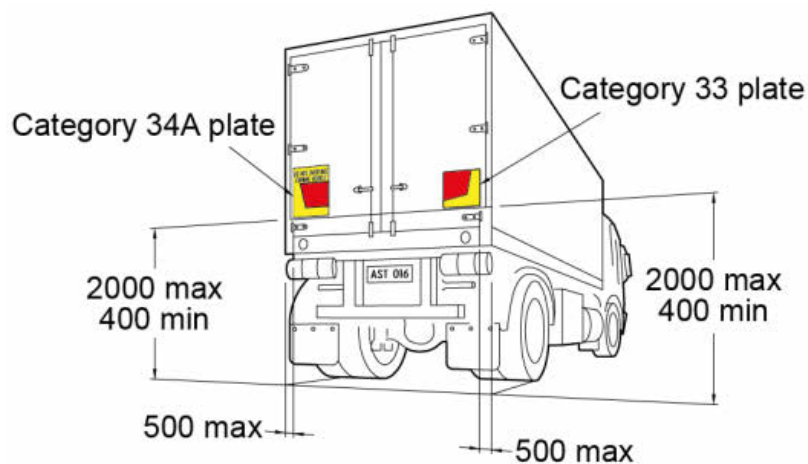
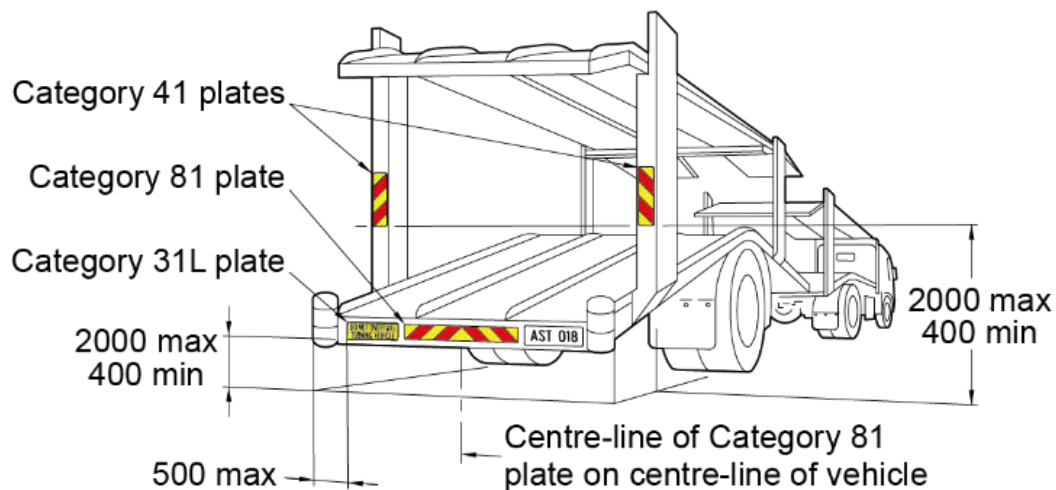


Figure 7. Vehicle carrier with 31L and vertical and horizontal strip plates





# Rear Marker Installation Instructions

Figure 8. Log trailer/jinker with 31L and 161 strip plate

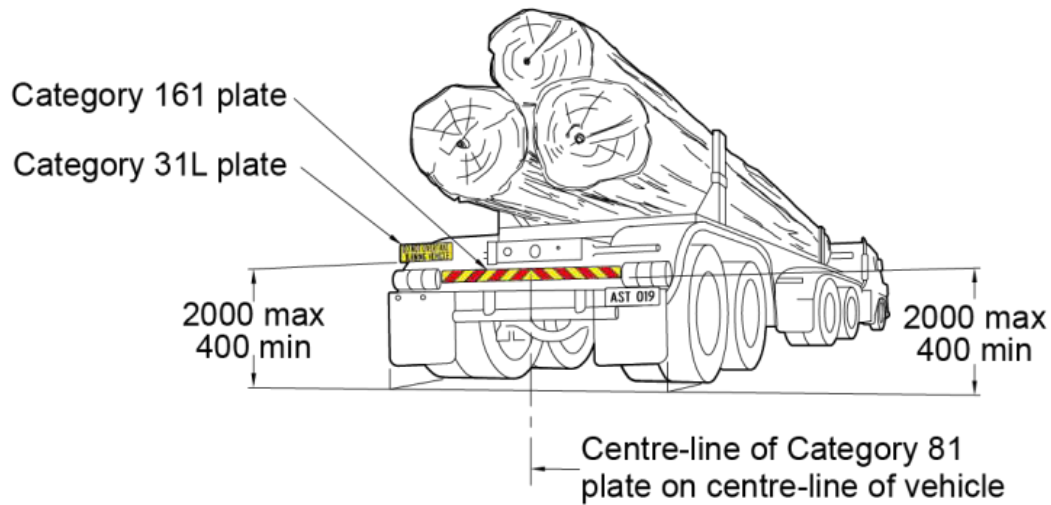
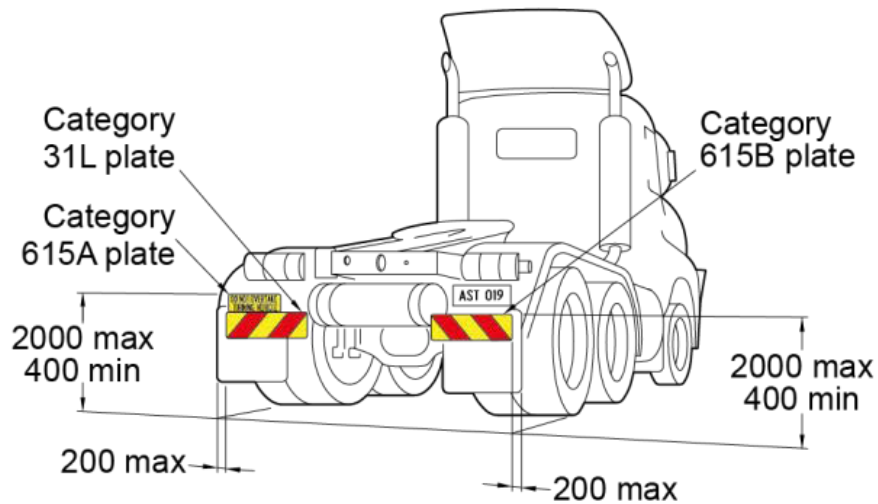


Figure 9. Prime mover with 615A and 615B strips and 31L plate



# colorsign

Toombul Road, Northgate QLD 4013

Phone: +61 7 3853 2222

[www.colorsing.com.au](http://www.colorsing.com.au)

[sales@colorsing.com.au](mailto:sales@colorsing.com.au)